

Rack Accessories

Shelves and Drawers


L Rail

Used for supporting internal equipment of cabinet

Material : t2.0 SPCC cold rolled steel.

Surface Finish : Degreasing, pickling, phosphoric, powder coated.

Loading capacity : 60 KG



Model	D1	D2	Usage
P1103B	300	225	apply to Depth 600mm network cabinet & Depth 450mm wall mount cabinet
P1104B	400	325	apply to Depth 600 wall mount cabinet
P1105B	500	425	apply to Depth 800mm network cabinet


80kg Fixed Shelf

Used for supporting internal equipment of cabinet

Material : t2.0 SPCC cold rolled steel.

Surface Finish : Degreasing, pickling, phosphoric, powder coated.

Loading capacity : 80 KG



Model	D1	D2	Usage
P1203B	300	220	apply to Depth 600mm network cabinet & Depth 450mm wall mount cabinet
P1204B	400	320	apply to Depth 600 wall mount cabinet
P1205B	500	420	apply to Depth 800mm network cabinet
P1206B	600	570	apply to Depth 1000/1100/1200mm network cabinet


50kg Fixed Shelf

Used for supporting internal equipment of cabinet

Material : t0.8 SPCC cold rolled steel.

Surface Finish : Degreasing, pickling, phosphoric, powder coated.

Loading capacity : 50 KG



Model	D1	D2	Usage
P1212B	275	220	apply to Depth 600mm KB network cabinet & Depth 450mm wall mount cabinet
P1214B	475	420	apply to Depth 800mm KB network cabinet
P1216B	625	570	apply to Depth 1000/1100/1200mm KB network cabinet