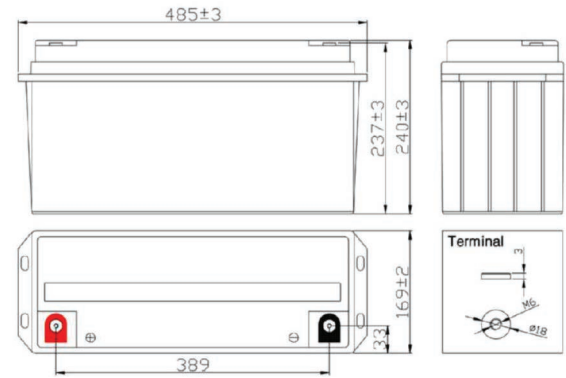


DC12150

12V150Ah Sealed Lead Acid Battery

Features

Nominal Voltage (V)	12V (6 cells in series)	
Rated Capacity	150.0Ah	(C ₁₀ , 180V/cell)
Dimensions (mm)	Length	485 ± 3mm
	Width	169 ± 2mm
	Height	240 ± 3mm
	Total Height	240 ± 3mm
Nominal Capacity @ 25°C (Ah)	20 Hour rate (8.175A to 10.8 volts)	163.5Ah
	10 Hour rate (15.30A to 10.8 volts)	153.0Ah
	5 Hour rate (26.25A to 10.8 volts)	131.2Ah
	1 Hour rate (94.95A to 10.5Volts)	94.9Ah
Approx. Weight	43.5kg	
Terminal	T13	
Max. Discharge Current	1200A @ 25°C (5s)	
Internal Resistance	4mΩ @25°C (Full Charged Battery)	
DOD 80%	≥450 Cycles @ 25°C	
Ambient Temperature	Charge: -15°C ~ 50°C	
	Discharge: -20°C ~ 60°C	
	Storage: -20°C ~ 50°C	
Container Material	ABS, UL94-HB, UL94-V0, Optional	
Self Discharge	VRLA batteries can be stored for more than 6 months at 25°C. Self-discharge ratio less than 3% per month at 25°C. Please charge batteries before using.	



Certification



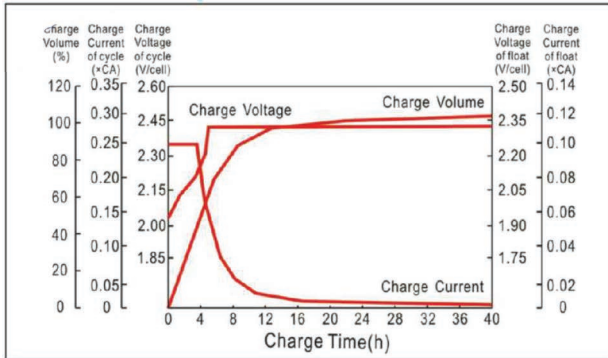
Constant Current Discharge Characteristics (A), (25°C)

F.V/TIME	5min	10min	15min	30min	60min	2H	3H	5H	8H	10H	20H
1.60V/cell	510.0	339.8	272.1	168.8	97.50	58.28	41.40	27.72	18.63	15.90	8.700
1.70V/cell	457.5	312.8	258.8	164.3	96.15	57.53	40.65	27.06	18.33	15.68	8.475
1.75V/cell	412.5	288.8	246.8	159.8	94.95	56.78	40.20	26.66	18.15	15.53	8.325
1.80V/cell	367.5	263.3	231.8	153.6	93.00	56.00	39.75	26.25	17.88	15.30	8.175

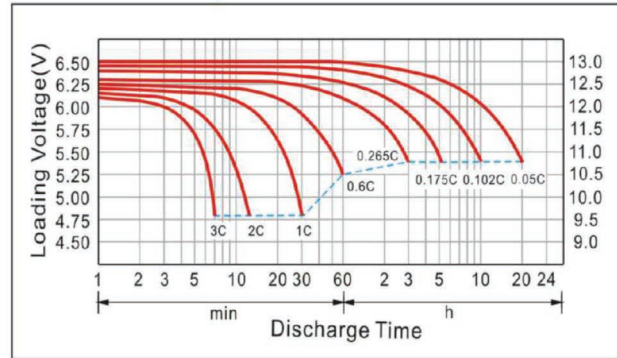
Constant Wattage Discharge Characteristics (Watt), (25°C)

F.V/TIME	5min	10min	15min	30min	60min	2H	3H	5H	8H	10H	20H
1.60V/cell	879.8	605.9	494.3	315.0	186.9	113.6	82.11	55.12	37.07	31.67	17.39
1.70V/cell	808.3	568.2	476.5	309.3	185.1	112.7	80.83	53.94	36.57	31.30	16.95
1.75V/cell	739.1	531.8	458.5	303.5	183.6	111.7	80.13	53.27	36.30	31.05	16.65
1.80V/cell	667.6	491.4	434.5	294.4	180.6	111.1	79.43	52.50	35.76	30.60	16.35

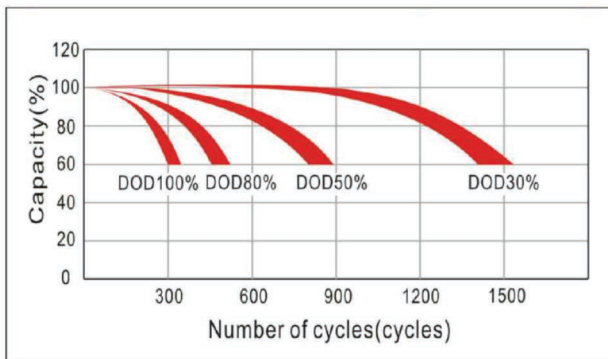
Charge Characteristics Curve



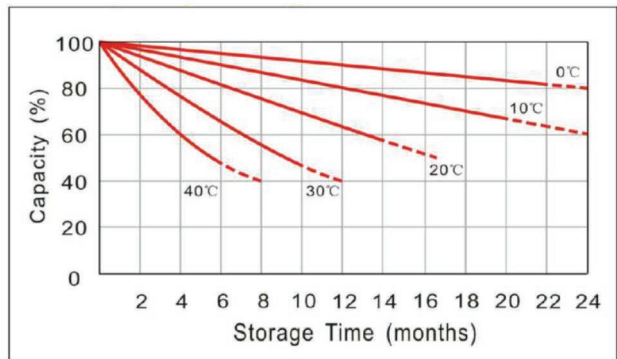
Discharge Characteristics Curve



Cycle service life in relation to depth of discharge



Capacity Storage Characteristics



Capacity factors with Different Temperature

Battery Type		-20°C	-10°C	0°C	5°C	10°C	20°C	25°C	30°C	40°C	50°C
GEL Battery	6V&12V	50%	70%	83%	85%	90%	98%	100%	102%	104%	105%
	2V	60%	75%	85%	88%	92%	99%	100%	103%	105%	106%
AGM Battery	6V&12V	46%	66%	76%	83%	90%	98%	100%	103%	107%	109%
	2V	55%	70%	80%	85%	92%	99%	100%	104%	108%	110%

Maintenance & Cautions

Charging Procedure

Application	Charging method	Charge voltage at 25°C	Temperature compensation coefficient of charging voltage	Max. charging current	Temperature
For stanby power source	Constant voltage charging (with current restriction)	2.25~2.30 V/cell	-3mV/°C/cell	0.2CA	-15~50°C
For cycle service		2.40~2.45 V/cell	-4mV/°C/cell	0.3CA	

Float service

Every month, recommend inspection every battery voltage.

Every three months, recommend equalization charge for one tiem. Equalization charge method: Step 1: Discharge: 100% rate capacity discharge. Step 2: Charge: Max. current 0.3CA, constant voltage 2.40~2.45V/cell charge 24h.

Cycle service

Avoid battery over discharge, especially battery series connection use.

Charged with recommended voltage, ensure battery can be full recharged.

Ingerneral, recharge capacity should be 1.1~1.15 times discharge capacity.

Length of service life will be directly affected by the number of discharge cycles, depth of discharge, ambient temperature and charging voltage.

Charge the batteries at least once every six months, if they are stored at 25°C. Charging Method:

Constant Voltage: -0.2C x 2h+2.4~2.45V/cell x 24h, Max. current 0.25CA

Constant Voltage: -0.2C x 2h+0.1C x 12h

Fast: -0.2C x 2h+0.3C x 4h

Terminal of torque:

Bolt	M5	M6	M8
Termnial	T3, T10	T4, T7, T11, T12, T13	T5, T6, T8, T9, T14
Torque	6~7N.m	8~10N.m	10~12N.m